

**Engine Model  
CPL**

# 6CTA 8.3

(CDC 6.830)

**TURBOCHARGED  
AFTERCOOLED**

**Piston Std (m):**  
3164, 9565, 9930

## CUMMINS CPL's


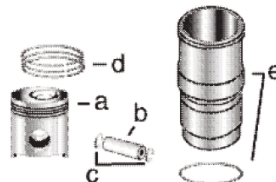
604	1212	1547	2380
754	1222	1612	9803
755	1270	1633	9883
830	1273	1804	
893	1321	1826	
959	1377	1903	
984	1539	2054	

## CASE-IH (Agricultural)

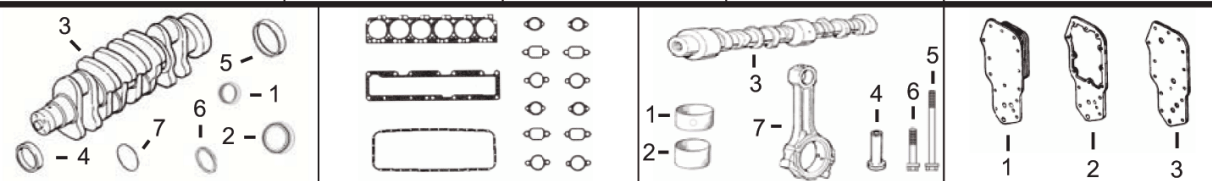
1670 Combine, ESN 44706126 >  
1680 Combine, ESN 44706126 >  
1688 Combine  
1844 Cot Picker, PIN JJ002462 >  
2044 Cot Picker, ESN 44706126 >  
2055 Cot Picker  
2155 Cot Picker, PIN > JJC0156230  
2188 Combine, PIN > JJC0191483  
7140 Tractor, ESN 44706126 >  
7150 Tractor, ESN 44706126 >  
9230 Tractor, ESN 44706126 >  
9240 Tractor, ESN 44706126 >  
9330 Tractor

## CASE (Construction)

6830TA Power Unit



Engine Overhaul & Engine In Frame Kit	Cylinder Kit Thin Wall (*)	Cylinder Kit Thick Wall (**)	Cylinder Kit Thick Wall (***)	Main Bearing Set
<b>COK2401</b> Thin Wall	<b>C3802401</b>	<b>C3802404</b>	<b>C3802404S</b>	<b>Con Rod Bearing</b>
<b>COK2404</b> Thick Wall Long	Consists of:	Consists of:	Consists of:	<b>C3802210</b> Std.
<b>COK2404S</b> Thick Wall Short	a) <a href="#">C3923164</a>	a) <a href="#">C3923164</a>	a) <a href="#">C3923164</a>	<b>C3802211</b> 0.25 mm
	b) <a href="#">C3901597</a>	b) <a href="#">C3901597</a>	b) <a href="#">C3901597</a>	<b>C3802212</b> 0.50 mm
	c) <a href="#">C3901996</a>	c) <a href="#">C3901996</a>	c) <a href="#">C3901996</a>	<b>C3802213</b> 0.75 mm
	d) <a href="#">C3802258</a>	d) <a href="#">C3802258</a>	d) <a href="#">C3802258</a>	<b>Use 1</b>
	e) <a href="#">C3802370</a>	e) <a href="#">C3802407</a>	e) <a href="#">C3800328</a>	<b>C3901430</b> Std.
<b>To order an In-Frame Kit change OK to IK in above part number</b>	( <a href="#">C3907792</a> Liner + <a href="#">C3907177</a> Seal )	( <a href="#">C3919937</a> Liner + <a href="#">C3907177</a> Seal )	( <a href="#">C3948095</a> Liner + <a href="#">C3907177</a> Seal )	<b>C3901431</b> 0.25 mm
				<b>C3901432</b> 0.50 mm
				<b>C3901433</b> 0.75 mm
				<b>Use 12 (1)</b>



1) Front Seal 2) Rear Seal	1) Top Gasket Set 2) Bottom Gasket Set	1) Bushing, Piston 2) Bushing, Camshaft	1) Oil Cooler 12 Plate 2) Oil Cooler Gasket 3) Oil Cooler Gasket Filter Head
3) Crankshaft 4) Front Wear Sleeve 5) Rear Wear Sleeve 6) Front Rectangular Seal 7) Rear Rectangular Seal	3) Head Gasket 4) Oil Pan Gasket 5) Valve Cover Gasket 6) Front Gear Gasket 7) Front Cover Gasket 8) Rear Cover Gasket	3) Camshaft 4) Tappet 5) Head Bolt Long 6) Head Bolt Short 7) Con Rod	
1) <a href="#">C3353977</a> 2) <a href="#">C3353978</a> 3) <a href="#">C3918986</a> 4) <a href="#">C3908277</a> 5) <a href="#">C3906081</a> 6) <a href="#">C3903475</a> 7) <a href="#">C3912473</a>	1) <a href="#">C4025271</a> 2) <a href="#">C3800348</a> 3) <a href="#">C3938267</a> 4) <a href="#">C3914017</a> 5) <a href="#">C3905449</a> 6) <a href="#">C3929253</a> 7) <a href="#">C3917780</a> 8) <a href="#">C3914301</a>	1) <a href="#">C3913990</a> x6 2) <a href="#">C3943199</a> x7 3) <a href="#">C3924471</a> (2) 4) <a href="#">C3925031</a> 5) <a href="#">C3917728</a> x14 (3) 6) <a href="#">C3917729</a> x12 (3) 7) <a href="#">C3901383</a> (4)	1) <a href="#">C3918175</a> 2) <a href="#">C3918174</a> 3) <a href="#">C3914308</a>

	1) Intake, Valve Kit 2) Insert, Valve	1) Exhaust, Valve Kit 2) Insert, Valve	1) Spring, Valve 2) Seal, Valve 3) Guide, Valve 4) Retainer, Valve Spring
	1) <a href="#">C3802463</a> Consists of: <a href="#">C3924492</a> Valve x1 <a href="#">C3901177</a> Collet x2 2) <a href="#">C3924582</a> <b>Use 6</b>	1) <a href="#">C3802085</a> Consists of: <a href="#">C3921444</a> Valve x1 <a href="#">C3901177</a> Collet x2 2) <a href="#">C3924583</a> <b>Use 6</b>	1) <a href="#">C3906412</a> x12 2) <a href="#">C3915707</a> x12 3) <a href="#">C3923564</a> x12 4) <a href="#">C3912976</a> x12

1) Water Pump 2) Water Pump Seal 3) Thermostat	Oil Pump	1) Fuel Lift Pump 2) Fuel Pump Gsk	(*) Block 3802265 (Thin Wall) Flange ø 5.223". (**) Block 3802408 (Thick Wall / Long Liner) Flange ø 5.152", (Length: 9.33" / 237 mm). (***) Block 3934906 (Thick Wall / Short Liner) Flange ø 5.152", (Length: 9.12" / 234 mm). (1) Order in multiples of two. (2) To use <a href="#">C3924471</a> to replace 3917882 buy the following from Cummins: 3918777 Cam Gear, 3927155 Thrust and 3902332 Key. (3) Only use on engines built from year 1991 onwards. (4) Do not use with Crankshaft part number 3965006. (5) Some applications use short nose pump <a href="#">C3806180</a> . (6) Marine applications use <a href="#">C3800975</a> .
1) <a href="#">C3800976</a> (5) (6) 2) <a href="#">C3902089</a> 3) <a href="#">C3928639</a> x2	<a href="#">C3930338</a> (3415365)	1) <a href="#">C3917998</a> 2) <a href="#">C3914304</a>	

