

# 300 Series

Engine & Equipment Model

## 4.239D

4 Cyl

Bore: 4.19 in  
106.5 mm  
Pin Ø: 1.375 in  
35 mm

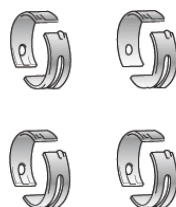
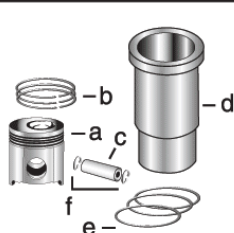

### APPLICATIONS:

#### AGRICULTURAL

940 2450  
942 2535  
1640 2550  
1840 2555CS  
2130 2650  
2135 2730  
2250 2735  
2350 3330  
2355 3430  
2355CS 6602  
2360

### CONSTRUCTION

70 400G  
70D 415B  
210C 415C  
244E 490  
290D 515B  
310C/D  
315C



1) Engine O/H Kit

Piston-Liner Kit

Main Bearing

Thrust Bearing

Con Rod Bearing

2) Engine I/F Kit

[TRE30250](#)

Consists of:

- a) [TRE19282](#)
- b) [TRE66820](#)
- c) [TR125754](#)
- d) [TR116281](#)
- e) [TAR65507](#)
- f) [TM41029](#)

[TRE27352](#) Std.

[TAT21139](#) Std.

[TRE27348](#) Std.

1) [TAT86992](#)

[TRE27353](#) .010

[TAT21132](#) .010

[TRE27349](#) .010

2) [TIK86992](#)

[TRE27360](#) .020

[TAT21134](#) .020

[TRE27358](#) .020

[TRE27368](#) .030

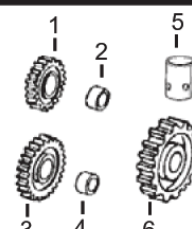
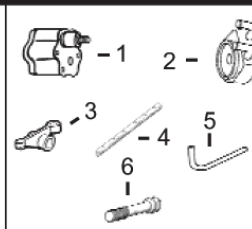
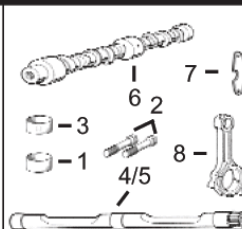
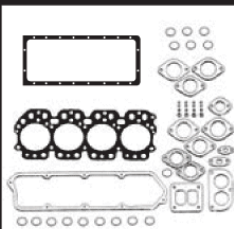
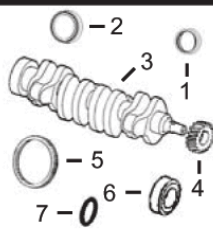
[TAT21136](#) .030

[TRE27364](#) .030

Use 4

Use 1

Use 4



1) Front Seal  
2) Rear Seal

1) O/H Gasket Set

1) Bush, Con Rod  
2) Bolt, Con Rod  
3) Bush, Bal. Shaft

1) Pump, Oil  
2) Oil Cooler  
3) Rocker Arm  
4) Rocker Shaft  
5) Pump, Oil Tube  
6) Cyl Hd Cap Screw

1) Lower Gear  
2) Lower Bushing  
3) Upper Gear  
4) Upper Bushing  
5) Cam. Follower  
6) Cam. Gear

3) Crankshaft  
4) Crankshaft, Gear  
5) Ring Gear  
6) Sleeve, Front  
7) Packing, Sleeve

2) Head Gasket Set  
3) Head Gasket  
4) Oil Pan Gasket  
5) Rocker Cover Gsk

4) Bal. Shaft R/H  
5) Bal. Shaft L/H  
6) Camshaft  
7) Bal. Shaft Stop  
8) Con Rod

1) [TAR67942](#)  
2) [TRE44574](#)  
3) [TAT18030](#) (1)  
or  
[TRE20585](#) (2)  
4) [TT20094](#)  
5) [TR114282](#) (142T)  
6) [TR81989](#)  
7) [TH35244](#)

1) [TRE501579](#)  
2) [TRE38851](#)  
3) [TR125863](#)  
4) [TR97342](#)  
5) [TR73521](#)

1) [TR55647](#) x4  
2) [TR80033](#) x8 (3)  
3) [TR57160](#) x6 (5)  
4) [TRE26282](#) R/H (\*)  
5) [TRE26283](#) L/H (\*)  
6) [TR82820](#) (4)  
7) [TR88112](#)  
8) [TRE16495](#)

1) [TRE55343](#)  
2) [TRE31929](#)  
3) [TRE31973](#)  
4) [TR54987](#)  
5) [TR113752](#)  
6) [TR85363](#) x18 (6)

1) [TAT24252](#)  
2) [TT26321](#)  
3) [TAT18009](#)  
4) [TT20034](#)  
5) [TT20073](#)  
6) [TT20070](#)



Valve, Intake

Valve, Exhaust

Insert, Valve

1) Cap, Valve  
2) Lock, Valve

1) Spring, Valve  
2) Rotator, Valve  
3) O'ring, Valve

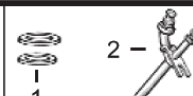
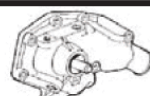
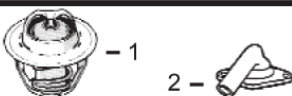
[TR79623](#) Std.  
[TR79628](#) .003  
[TR79629](#) .015

[TR79624](#) Std.  
[TR79625](#) .003  
[TR79626](#) .015

1) [TR73064](#) Std.  
2) [TR51734](#) Std.

1) [TT20129](#)  
2) [TT20077](#)

1) [TR26125](#)  
2) [TRE11410](#)  
3) [TR87627](#)



1) Thermostat  
2) Thermostat Cover

Fuel Transfer Pump

Water Pump Rep Kit  
a) Without Impeller  
b) With Impeller

Water Pump

Transmission Oil Pump

1) Seal  
2) Injector, Pencil

1) [TRE33705](#) 180° F  
2) [TT23620](#)

[TRE42211](#)

a) [TRE19507](#)  
b) [TRE62658](#)

[TAR97708](#)  
(m) R73604

[TAL120106](#) | [TAL68094](#)

1) [TR60746](#)  
[TR48000](#)  
2) [TAR89564](#)

Verify P/N for your application

(\*) If these engines use bolt on weights shafts use [TAR69710](#) RH and [TAR69711](#) LH.

(1) [TAT18030](#) Crankshaft 36mm (short) snout, (m) T23517.

(2) [TRE20585](#) Crankshaft 60mm (long) snout, (m) R81959 or R121018.

(3) For Connecting Rod (m) R58979, use [TR74194](#) Connecting Rod Bolt available upon request.

(4) Threaded Type.

(5) [TR91708](#) (Outer Diam. 2.00 mm / 0.078 in ) Larger and [TR57160R](#) (Inner Diam 0.5 mm / 0.020 in ) Smaller, are also available.

(6) Replace all R78558 Cap Screws with Flanged Head Cap Screw [TR85363](#).