

PowerTech

Engine & Equipment Model

4045T

4.5T

4 Cyl

Bore: 4.19 in
106.5 mm
Pin Ø: 1.375 in
35 mm

Piston (m):
RE59277, RE505100 (1)

Con Rod (m):
R123959, R500000

APPLICATIONS:

AGRICULTURAL


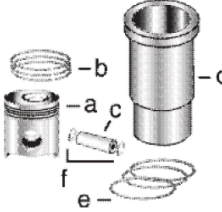



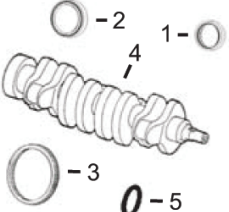
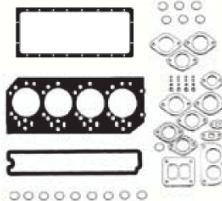
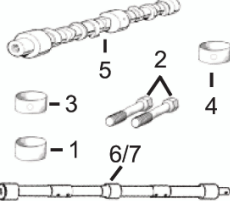
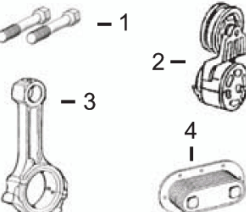
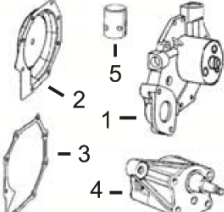





3410/X 5510/N 5715
4890 5520/N 5725
4895 5525/N 6700
5415 5615
5425/N 5625/N

OEM

4.5L

CONSTRUCTION

230 LCR 344H
310E (TURBO) 410E
310G (TURBO) 410G
310SE (TURBO) 410J
310SG (TURBO) 450H
315SE 550H
315SG 650H

				
1) Engine O/H Kit	Piston-Liner Kit	Main Bearing	Thrust Bearing	Con Rod Bearing
2) Engine I/F Kit	TRE507920 (RE515372) Consists of: a) TRE515372 b) TRE66820 c) TR123178 d) TR116383 e) TAR65507 f) TM41029	TRE65165 Std. TRE65911 .010 TRE65165B .020 (9)	TRE65168 Std. TRE65912 .010 TRE65168B .020 (9)	TRE65908 Std. TRE65909 .010 TRE65908B .020 (9)
1) TRE66093 TRE66093A (*) (*) w/C. Rod R500000				
2) TIK66093 TIK66093A (*) (*) w/C. Rod R500000		Use 4	Use 1	Use 4
				
1) Front Seal 2) Rear Seal	1) O/H Gasket Set	1) Bush, Con Rod 2) Bolt, Con Rod 3) Bush, Bal. Shaft 4) Bush, Camshaft	1) Cyl Hd Cap Screw 2) Tensioner, Belt 3) Con Rod 4) Oil Cooler	1) Water Pump 2) Water Pump Cov 3) Water Pump Gsk 4) Pump, Oil 5) Tappet
3) Ring Gear 4) Crankshaft 5) Seal	2) Head Gasket Set 3) Head Gasket 4) Oil Pan Gasket 5) Rocker Cover Gsk	5) Camshaft 6) Bal. Shaft R/H 7) Bal. Shaft L/H		
1) TRE505515 (10) 2) TRE44574 3) TR28811 (129T) or TR114282 (142T) 4) TRE50618 (6) 5) TH35244	1) TRE501455 2) TRE66082 3) TR116515 4) TR123352 (3) TR97342 (4) (R123353) 5) TR123542	1) TR123960 x4 2) TR114083 x8 (2) TR501124 x8 (2) 3) TR115299 x6 4) TR119874 x1 5) TRE56375 (7) 6) TRE500448 7) TRE500449	1) TR85363 x18 (5) 2) TRE518097 (11) TRE68715 (11) 3) TRE500002 4) TRE59296 (5 Plates) TRE56690 (7 Plates) TRE59298 (9 Plates)	1) TRE500737 (Standard Flow) TRE500734 (High Flow) 2) TRE508566 3) TR123417 4) TRE504914 5) TR123565 x8
	Valve, Intake	Valve, Exhaust	Insert, Valve 1) Intake 2) Exhaust	1) Seal, Valve 2) Lock, Valve
TR98062 Std. TR97490 .015	TR90692 Std. TR97492 .015	1) TR98063 Std. TR98335 O/S 2) TR85687 Std. TR93910 O/S	1) TRE31617 2) TR91889	1) TR26125 2) TRE60005
				(5) Replace all R78558 Cap Screws with Flanged Head Cap Screw TR85363. (6) Crankshaft (m) R113596. Not to be used with applications requiring speed sensor gear. (7) (m) R135439, R132324, R134213. (8) Line Connections are both threaded. (9) Proper bearing journal radius must be maintained during the machining of the crankshaft to ensure proper operation.
Thermostat	Injector, Pencil	Seal, Injector	Fuel Transfer Pump	(10) 1 Piece Unitized Seal and Wearsleeve; Replaces TRE59810, RE538097. (11) Check application for proper usage. (12) Use with Stanadyne DE10 Injection Pump.
TRE522076 180° F (11) TRE528652 180° F (11) TRE540550 180° F (11) TRE64354 180° F (11)	TRE60062 (Non Turbo) TRE48786 (Turbo) TRE531436 (12)	TR92352 TR48000	TRE68345 or TRE66153 (8)	

(1) These marking numbers RE59277, RE505100 require to use Ring Set [TRE66271](#).

(2) Use [TR114083](#) with Machine Split Con Rods, and use [TR501124](#) with Fractured Split Con Rods.

(3) Use with Oil Pan code 1901, 1902 & 1903, for Steel Oil Pan.

(4) Use with Oil Pan code 1904 & 1905, for Aluminum Oil Pan.

(10) 1 Piece Unitized Seal and Wearsleeve;

Replaces [TRE59810](#), RE538097.

(11) Check application for proper usage.

(12) Use with Stanadyne DE10 Injection Pump.