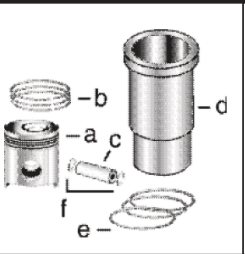


PowerTech
Engine & Equipment
Model



4045T/H

4.5T/H
 4 Cyl

Bore: 4.19 in
 106.5 mm
 Pin Ø: 1.62 in
 41 mm

Piston (m):
 RE55512, RE505102

Con Rod (m):
 R114081, R500335

APPLICATIONS:

AGRICULTURAL
 6010 6410/L/S
 6110/L 6510L
 6210/L 6610S
 6310/L/S 6605
 6405 6610

OEM
 4.5L

CONSTRUCTION
 120 550H
 444H/HCL 550G
 TC444H 555G
 450G 650G
 455G

1) Engine O/H Kit

Piston-Liner Kit

Main Bearing

Thrust Bearing

Con Rod Bearing

2) Engine I/F Kit

TRE507850 (RE505112)

TRE65165 Std.

TRE65168 Std.

TRE65908 Std.

1) TRE66094 TRE66094A (*)
 (*) w/C. Rod R500335

Consists of:

TRE65911 .010
TRE65165B .020 (9)

TRE65912 .010
TRE65168B .020 (9)

TRE65909 .010
TRE65908B .020 (9)

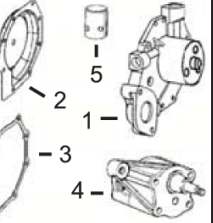
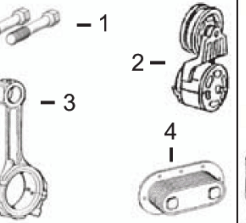
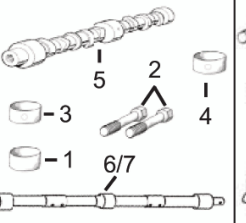
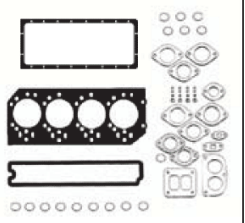
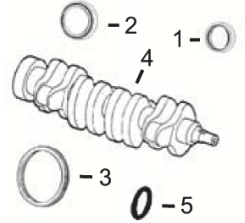
2) TIK66094 TIK66094A (*)
 (*) w/C. Rod R500335

- a) [TRE55512](#)
- b) [TRE66820](#)
- c) [TR123177](#)
- d) [TR116383](#)
- e) [TAR65507](#)
- f) [TR54114](#)

Use 4

Use 1

Use 4



1) Front Seal
2) Rear Seal

1) O/H Gasket Set

1) Bush, Con Rod
2) Bolt, Con Rod
3) Bush, Bal. Shaft
4) Bush, Camshaft

1) Cyl Hd Cap Screw
2) Tensioner, Belt
3) Con Rod
4) Oil Cooler

1) Water Pump
2) Water Pump Cov
3) Water Pump Gsk
4) Pump, Oil
5) Tappet

3) Ring Gear
4) Crankshaft
5) Seal

2) Head Gasket Set
3) Head Gasket
4) Oil Pan Gasket
5) Rocker Cover Gsk

5) Camshaft
6) Bal. Shaft R/H
7) Bal. Shaft L/H

1) TRE505515 (8)
2) TRE44574
3) TR28811 (129T)
 or
TR114282 (142T)
4) TRE50618 (5)
5) TH35244

1) TRE501455
2) TRE66082
3) TR116515
4) TR123352 (2)
TR97342 (3)
 (R123353)
5) TR123542

1) TR114082 x4
2) TR114083 x8 (1)
TR501124 x8 (1)
3) TR115299 x6
4) TR119874 x1
5) TRE56375 (6)
6) TRE500448
7) TRE500449

1) TR85363 x18 (4)
2) TRE518097 (10)
TRE68715 (10)
3) TRE500608
4) TRE59296 (5 Plates)
TRE56690 (7 Plates)
TRE59298 (9 Plates)

1) TRE500737 (Standard Flow)
TRE500734 (High Flow)
2) TRE508566
3) TR123417
4) TRE504914
5) TR123565 x8

Valve, Intake

Valve, Exhaust

Insert, Valve
 1) Intake
 2) Exhaust

1) Seal, Valve
 2) Lock, Valve

1) Spring, Valve
 2) Rotator, Valve

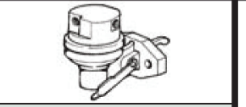

[TR98062](#) Std.
[TR97490](#) .015

[TR90692](#) Std.
[TR97492](#) .015

1) [TR98063](#) Std.
[TR98335](#) O/S
 2) [TR85687](#) Std.
[TR93910](#) O/S

1) [TRE31617](#)
 2) [TR91889](#)

1) [TR26125](#)
 2) [TRE60005](#)



(4) Replace all R78558 Cap Screws with Flanged Head Cap Screw [TR85363](#).
(5) Crankshaft (m) R113596. Not to be used with applications requiring speed sensor gear.
(6) (m) R135439, R132324, R134213.
(7) Line Connections are both threaded.
(8) 1 Piece Unitized Seal and Wearsleeve; Replaces TRE59810, RE538097.
(9) Proper bearing journal radius must be maintained during the machining of the crankshaft to ensure proper operation.
(10) Check application for proper usage.
(11) Use with Stanadyne DE10 Injection Pump.

Thermostat
[TRE522076](#) 180° F (10)
[TRE528652](#) 180° F (10)
[TRE540550](#) 180° F (10)
[TRE64354](#) 180° F (10)

Injector, Pencil
[TRE60062](#) (Non Turbo)
[TRE48786](#) (Turbo)
[TRE531436](#) (11)

Seal, Injector
[TR92352](#)
[TR48000](#)

Fuel Transfer Pump
[TRE68345](#)
 or
[TRE66153](#) (7)

(1) Use [TR114083](#) Rod Bolts with Machine Split Connecting Rods, and use [TR501124](#) Rod Bolts with Fractured Split Connecting Rods.
(2) Use with Oil Pan code 1901, 1902 & 1903, for Steel Oil Pan.
(3) Use with Oil Pan code 1904 & 1905, for Aluminum Oil Pan.