

# PowerTech

Engine & Equipment  
Model

## 6068T/H

6.8T/H

6 Cyl

Bore: 4.19 in  
106.5 mm  
Pin Ø: 1.62 in  
41 mm

**Piston (m):**  
RE55512, RE505102

**Con Rod (m):**  
R114081, R500335

### APPLICATIONS:

#### AGRICULTURAL


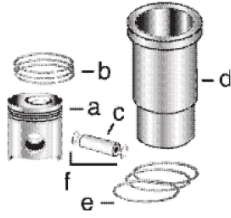



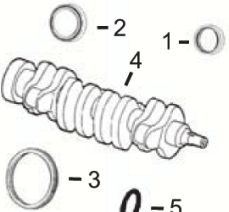
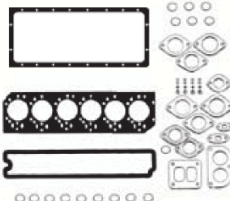
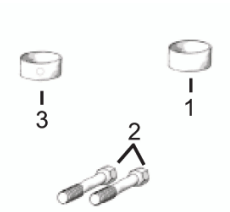
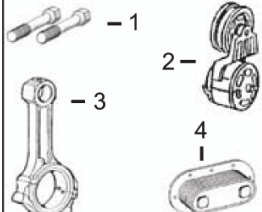
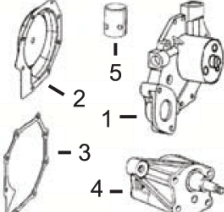





4700 7210 7610  
6605 7405 9410  
6615 7410  
6715 7510

#### OEM

6.8L

#### CONSTRUCTION

200LL/LC 640G/II/III  
230LC 643G  
270LC 648G/II/III  
540G/GLL 670C/CH  
544H/HLL 672CH  
TC544H 698G  
548G/II/III 710D  
624H/HLL 843G  
TC624H 850G

				
<b>1) Engine O/H Kit</b>	<b>Piston-Liner Kit</b>	<b>Main Bearing</b>	<b>Thrust Bearing</b>	<b>Con Rod Bearing</b>
<b>2) Engine I/F Kit</b>	<b>TRE507850 (RE505112)</b> Consists of: a) <a href="#">TRE55512</a> b) <a href="#">TRE66820</a> c) <a href="#">TR123177</a> d) <a href="#">TR116383</a> e) <a href="#">TAR65507</a> f) <a href="#">TR54114</a>	<a href="#">TRE65165</a> Std. <a href="#">TRE65911</a> .010 <a href="#">TRE65165B</a> .020 (8)	<a href="#">TRE65168</a> Std. <a href="#">TRE65912</a> .010 <a href="#">TRE65168B</a> .020 (8)	<a href="#">TRE65908</a> Std. <a href="#">TRE65909</a> .010 <a href="#">TRE65908B</a> .020 (8)
<b>1) <a href="#">TRE66097</a> <a href="#">TRE66097A</a> (*) (*) w/C. Rod R500335</b>		<b>Use 6</b>	<b>Use 1</b>	<b>Use 6</b>
<b>2) <a href="#">TIK66097</a> <a href="#">TIK66097A</a> (*) (*) w/C. Rod R500335</b>				
				
<b>1) Front Seal</b> <b>2) Rear Seal</b>	<b>1) O/H Gasket Set</b>	<b>1) Bush, Con Rod</b> <b>2) Bolt, Con Rod</b> <b>3) Bushing, Cam</b>	<b>1) Cyl Hd Cap Screw</b> <b>2) Tensioner, Belt</b> <b>3) Con Rod</b> <b>4) Oil Cooler</b>	<b>1) Water Pump</b> <b>2) Water Pump Cov</b> <b>3) Water Pump Gsk</b> <b>4) Pump, Oil</b> <b>5) Tappet</b>
<b>3) Ring Gear</b> <b>4) Crankshaft</b> <b>5) Seal</b>	<b>2) Head Gasket Set</b> <b>3) Head Gasket</b> <b>4) Oil Pan Gasket</b> <b>5) Rocker Cover Gsk</b>			
<b>1) <a href="#">TRE505515</a> (5)</b> <b>2) <a href="#">TRE44574</a></b> <b>3) <a href="#">TR28811</a> (129T)</b> or <b><a href="#">TR114282</a> (142T)</b> <b>4) <a href="#">TRE52850</a> (3)</b> <b>5) <a href="#">TH35244</a></b>	<b>1) <a href="#">TRE501456</a></b> <b>2) <a href="#">TRE66085</a></b> <b>3) <a href="#">TR116516</a></b> <b>4) <a href="#">TR123354</a></b> <b>5) <a href="#">TR123543</a></b>	<b>1) <a href="#">TR114082</a> x6</b> <b>2) <a href="#">TR114083</a> x12 (1)</b> <b><a href="#">TR501124</a> x12 (1)</b> <b>3) <a href="#">TR119874</a> x1</b>	<b>1) <a href="#">TR85363</a> x26 (2)</b> <b>2) <a href="#">TRE518097</a> (7)</b> <b><a href="#">TRE68715</a> (7)</b> <b>3) <a href="#">TRE500608</a></b> <b>4) <a href="#">TRE59296</a> (5 Plates)</b> <b><a href="#">TRE56690</a> (7 Plates)</b> <b><a href="#">TRE59298</a> (9 Plates)</b>	<b>1) <a href="#">TRE500737</a> (Standard Flow)</b> <b><a href="#">TRE500734</a> (High Flow)</b> <b>2) <a href="#">TRE508566</a></b> <b>3) <a href="#">TR123417</a></b> <b>4) <a href="#">TRE504914</a></b> <b>5) <a href="#">TR123565</a> x12</b>
	<b>Valve, Intake</b>	<b>Valve, Exhaust</b>	<b>Insert, Valve</b> <b>1) Intake</b> <b>2) Exhaust</b>	<b>1) Seal, Valve</b> <b>2) Lock, Valve</b>
	<a href="#">TR98062</a> Std. <a href="#">TR97490</a> .015	<a href="#">TR90692</a> Std. <a href="#">TR97492</a> .015	<b>1) <a href="#">TR98063</a> Std.</b> <b><a href="#">TR98335</a> O/S</b> <b>2) <a href="#">TR85687</a> Std.</b> <b><a href="#">TR93910</a> O/S</b>	<b>1) <a href="#">TRE31617</a></b> <b>2) <a href="#">TR91889</a></b>
				<b>(4) Line Connections are both threaded.</b> <b>(5) 1 Piece Unitized Seal and Wearsleeve; Replaces TRE59810, RE538097.</b> <b>(6) Use with Stanadyne DE10 Injection Pump.</b> <b>(7) Check application for proper usage.</b> <b>(8) Proper bearing journal radius must be maintained during the machining of the crankshaft to ensure proper operation.</b>
<b>Thermostat</b>	<b>Injector, Pencil</b>	<b>Seal, Injector</b>	<b>Fuel Transfer Pump</b>	
<a href="#">TRE522076</a> 180° F (10) <a href="#">TRE528652</a> 180° F (10) <a href="#">TRE540550</a> 180° F (10) <a href="#">TRE64354</a> 180° F (10)	<a href="#">TRE60062</a> (Non Turbo) <a href="#">TRE48786</a> (Turbo) <a href="#">TRE531436</a> (6)	<a href="#">TR92352</a> <a href="#">TR48000</a>	<a href="#">TRE68345</a> or <a href="#">TRE66153</a> (4)	

(1) Use [TR114083](#) Rod Bolts with Machine Split Connecting Rods, and use [TR501124](#) Rod Bolts with Fractured Split Connecting Rods.

(2) Replace all R78558 Cap Screws with Flanged Head Cap Screw [TR85363](#).

(3) Crankshaft (m) R116076, R502654.